



**Report to the
2012 Annual General Meeting
of
Action Learning, Action
Research Association Inc**

ALARA Management Committee



Overview

Creative Responses:

Our Key achievements – 2011–12

New Challenges:

Forward planning – 2012–14



Strategic Plan 2011 – 2014

KSF F: Financial sustainability
Profit for second year in a row

KSF G: Effective Governance
Constitution revised – presented to Special GM 3 September 2012

KSF M: Attract and retain membership
Lack of Membership and Marketing Co-ordinator

KSF N: Networks, affiliations, connections
VP International, Streams Co-ordinator and another connecting to organisations across globe

KSF P: Access, gather and publish information
Electronic Journal, Monographs, Congress Proceedings, Print-on-demand

KSF S: Services and events
Sydney Conference, continuing discussions with organisations and individuals about next World Congress

KSF W: Exceptional professional profile via marketing and web interactions
New website still a focus



Management Committee Reports to the membership

- President's Report
 - Australian VP
 - International VP
- Working Groups:
 - Web Services
 - Publications
 - Membership and Marketing
 - Streams
- Treasurer's Report



President's Report

Goals for This Year

- Conduct a Sydney Conference
- Commence Website Replacement
- Reinforce Financial Stability
- Secure next World Congress
- Grow services
- Grow membership

Australasian VP's Report

- Sydney Australasian Conference, with great appreciation to the Conference Organisers:

Colin Bradley

Shankar Sankaran

Robyn Taylor

Sandris Zeivots

Christopher Elton

Dan Pan

Susan Goff

Eve Barboza

Vicki Vaartjes

- Action Learning Group model





Australasian VP's Report

- ▶ New Event Management System developed for this Conference:
 - Integrates learning from past experience
 - Guides priorities and decision making
 - Sub-group structure linked with key tasks and responsibilities
 - Planning and reporting tool
 - Procedure and protocols
- ▶ Secured grant under AusAID International Seminar Support Scheme support (ISSS) for 3 delegates from Solomon Islands; 7 others from South Africa not supported
- ▶ Organisational Sponsorship secured – AIB



International VP's Report

- Deb's travels



Web Services

www.alara.net.au

Achievements

- Anyone can sign up to website, currently 1100+ website members, security ok.
- Facebook group page is ticking over
- Journal online, Open Journal System allows member access
- Concept for new website developed

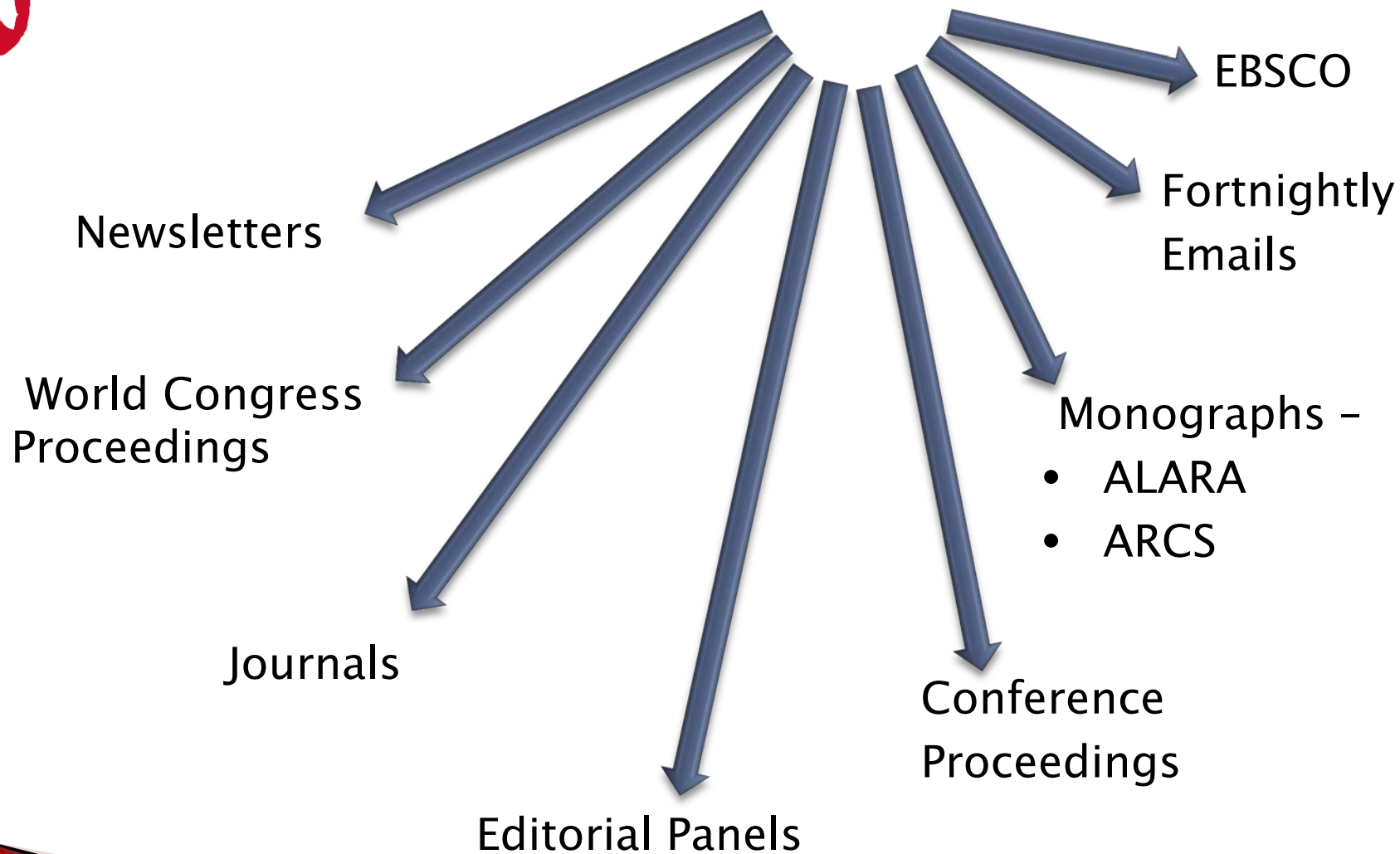
Challenges

- Member management still largely manual
- Need more content on AR and AL, or curating of resources from across the web

Website design

- ALARA portal with flexible connections to services
- Use free services where possible eg Yammer for member discussion; Group Spaces for member management
- Buy web-based services for event management/ E-commerce

Publications

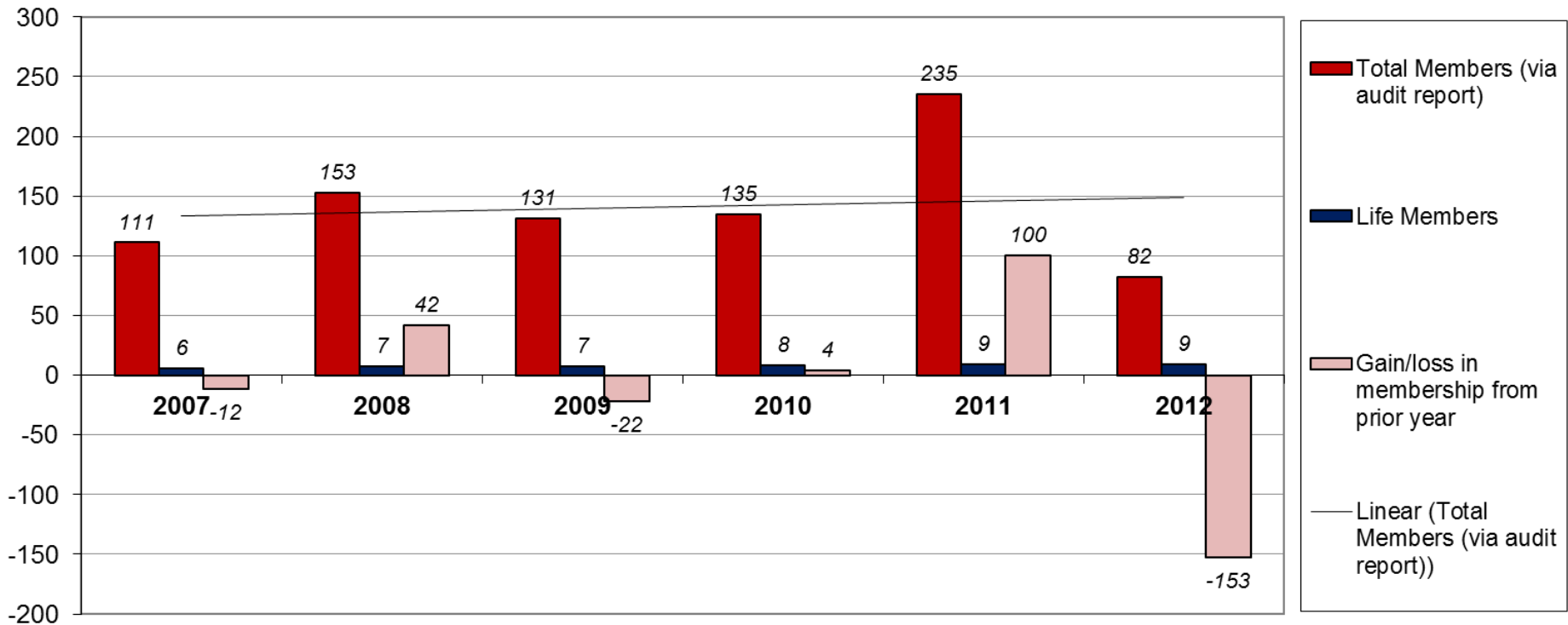


editor@alara.net.au

<http://www.alara.net.au/publications>



Membership and Marketing





Streams

- **Melbourne ALARA Network contact details:** Jill Sanguinetti, Jill.Sanguinetti@vu.edu.au; Bill Genat, bgenat@unimelb.edu.au
- **Sydney ALARA network contact details:** Susan Goff, susan.g@cultureshift.com.au
- **Cairns ALARA network contact details:** Robyn Lynne, secretary@alara.com.au; Michelle Redman-MacClaren, michelle.maclaren@jcu.edu.au
- **Brisbane ALARA contact details:** Pam Kruse, pamela.kruse@bigpond.com
- **Perth ALARA contact details:** Margaret O'Connell, margoconnell@gmail.com
- **Adelaide ALARA contact details:** Janet Kelly, janet.kelly@flinders.edu.au
- **Indigenous Action Research and Action Learning contact:** Michael Wright, michaelw@ichr.uwa.edu.au
- **Asia Pacific Action Research and Action Learning contact:** Amoy Ong, aymong@aol.com
- **UK and Europe Action Research and Action Learning contact:** Marian Naidoo, marian@naidoo.org.uk



Treasurer's Report

Statement of Income and Expenditure

Year ending 31 March 2012

*Conferences, seminars	2012
2011 conference Income	26,519.85
2011 conference Expenses	13,561.39
Surplus	13,561.39
Other events surplus	407.32

	2012	2011
Income		
Conferences* net income	13,968.71	625.54
World Congress	290.91	5,637.26
Interest	2,126.18	586.59
Membership Fees	13,398.54	24,510.25
Local events	476.96	0.00
Copyright income	530.06	44.78
Total	30,791.36	31,404.42
Expenditure		
ALAR Journal	5,464.64	6,889.02
Administration	10,586.03	12,964.08
Advertising	0.00	0.00
Audit Fees	775.00	725.00
Bank Fees	270.90	175.82
Conference Exp*	0.00	0.00
Copyright dist	0.00	0.00
Insurance	2,308.51	1,134.25
Mgt Committee costs	245.90	1,612.37
Printing, postage, stationary	236.49	166.11
PO Box / mail forwarding	148.18	156.36
Registration / licences	42.20	41.00
Software	0.00	0.00
Telephone	0.00	0.00
Website Devt	0.00	0.00
Web maintenance	1,715.00	2,235.00
Total	21,792.85	26,099.01
Net Deficit / Surplus	8,998.51	5,305.41



Treasurer's Report Balance Sheet as at 31 March 2012

	2012	2011
ASSETS		
Current Assets		
Cash at Bank	10,366.59	37,443.50
Term Deposit	40,388.85	26,000.00
Accounts receivable	217.50	0.00
Prepayments - WC / Bris	0.00	2,145.45
GST and BAS Refundable	151.45	313.27
Total Current	51,124.39	65,902.22
Non Current Assets		
Office Equipment	807.97	807.97
less Accum Depreciation	807.97	807.97
Total non-current	0.00	0.00
Total Assets	51,124.39	65,902.22
LIABILITIES		
Trade Creditors	1,124.95	2,050.25
GST Payable	19.77	575.92
AusAid grant unspent	0.00	1,688.29
Prepayments	0.00	0.00
Conference SA profit share	1,164.93	1,164.93
Borderlands funding/profit sh	0.00	20,606.60
Total Liabilities	2,309.65	26,085.99
Net Assets	48,814.74	39,816.23
Members funds		
Opening Accum Funds	39,816.23	34,510.82
Add Deficit / Surplus	8,898.51	5,305.41
TOTAL MEMBERS FUNDS	48,814.74	39,816.23



Treasurer's Report

Balance sheet history

2002 to 2012

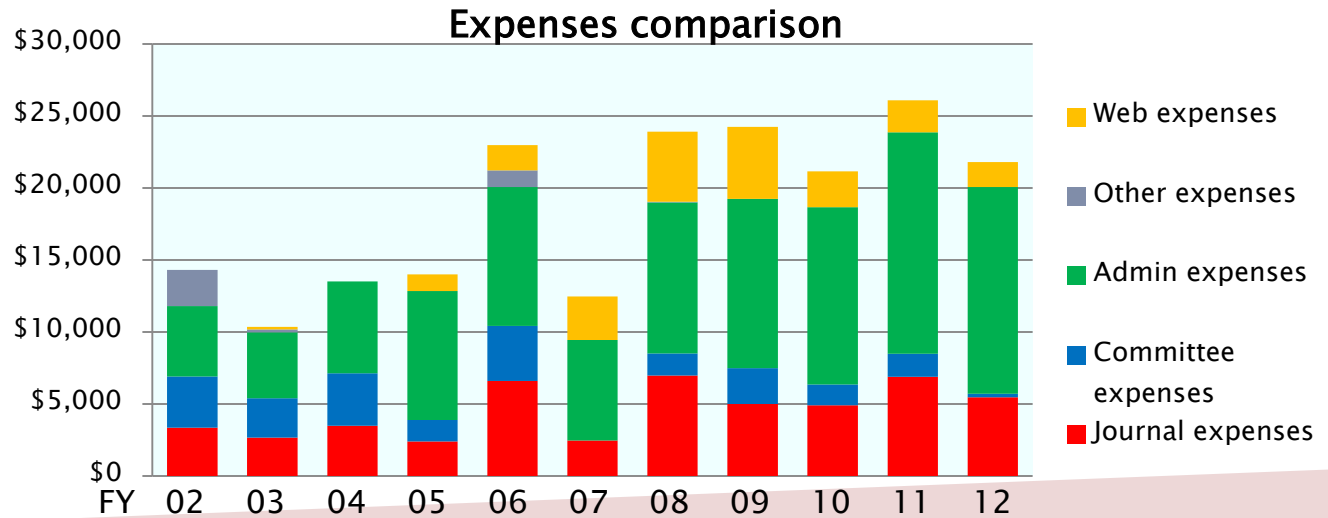
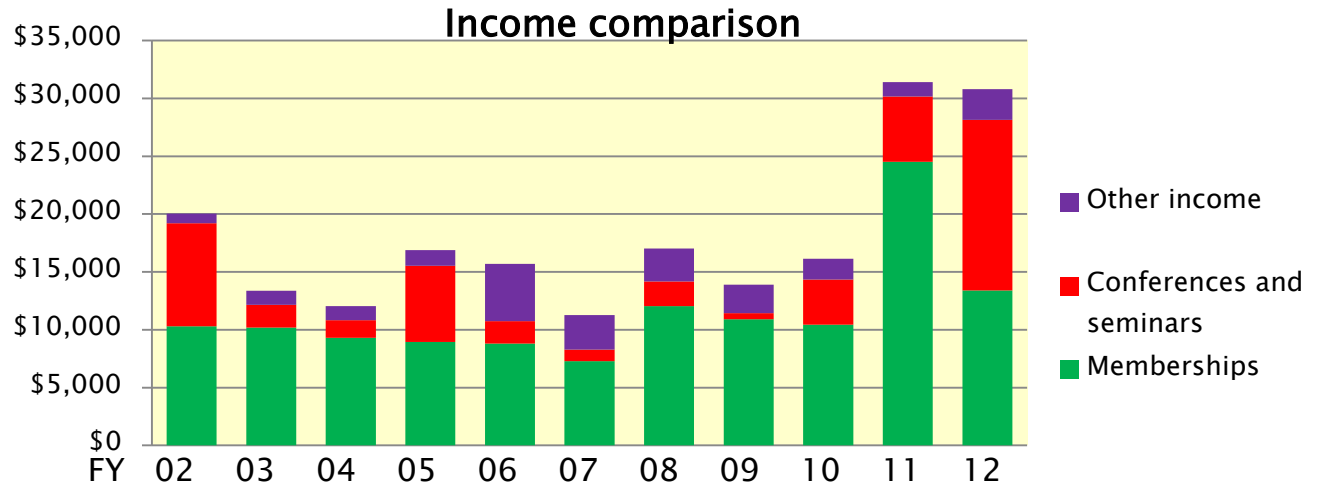
ALARA	2002	2003	2004	2005	2006	2007	2008	2009	2010	2011	2012
Memberships	10,288	10,181	9,304	8,945	8,812	7,278	12,035	10,920	10,451	24,510	13,399
Conferences and seminars	8,922	1,978	1,524	6,585	1,936	1,005	2,126	500	3,893	5,637	14,736
Other income	826	1,209	1,204	1,357	4,947	2,982	2,867	2,485	1,793	1,257	2,656
TOTAL INCOME	20,036	13,368	12,032	16,887	15,695	11,265	17,028	13,905	16,137	31,404	30,791
Journal expenses	3,370	2,684	3,507	2,416	6,614	2,476	6,997	5,000	4,918	6,889	5,465
Committee expenses	3,543	2,735	3,628	1,472	3,820	0	1,519	2,500	1,445	1,612	246
Admin expenses	4,894	4,556	6,375	8,965	9,648	6,980	10,483	11,745	12,306	15,363	14,367
Other expenses	2,518	212	0	0	1,152	0	58	0	0	0	0
Web expenses	0	180	0	1,143	1,747	3,012	4,852	5,000	2,498	2,235	1,715
TOTAL EXPENSES	14,325	10,366	13,510	13,996	22,981	12,468	23,909	24,245	21,167	26,099	21,793
NET INCOME	5,711	3,002	-1,478	2,891	-7,286	-1,203	-6,881	-10,340	-5,030	5,305	8,998

*2009 and 2010 reduction in other income due to less interest

*2011 figures show a large increase in membership and a modest income from the World Congress



Treasurer's
Report
Balance sheet
history
2002 to 2012





Treasurer's Report

Balance sheet history

2002 to 2012

